



CHURCHILL®



—what's—  
**NEW**  
SPRING 2023

Over 225 years of  
**PRODUCT  
 innovation**  
 Est. 1795  
 Uncompromising Service  
**MARKET KNOWLEDGE**  
 Excellence in Design  
 Performance  
**DELIVERED**

—what's—  
**NEW**  
 SPRING 2023

4	PERFORMANCE DELIVERED	
6	ALCHEMY® ABSTRACT	NEW ADDITIONS
10	STUDIO PRINTS® FUSION	NEW COLLECTION
14	STUDIO PRINTS® HOMESPUN ACCENTS	NEW ADDITIONS
18	STUDIO PRINTS® HOMESPUN CHROMA	NEW COLLECTION
22	STUDIO PRINTS® KINTSUGI ACCENTS	NEW COLLECTION
26	STUDIO PRINTS® RAKU NOURISH	NEW COLLECTION
30	STONECAST®	NEW COLOUR & ADDITIONS
38	STONECAST® PATINA	NEW COLOUR
42	STONECAST® ACCENTS	NEW COLOUR
46	STONECAST® RAW	NEW COLOUR
50	VINTAGE PRINTS MED TILES	NEW ADDITIONS
54	ISLA	NEW ADDITIONS
58	BAMBOO	NEW ADDITIONS
62	CHEFS' PLATES	NEW ADDITIONS
66	CUTLERY TANNER VINTAGE	NEW COLLECTION



**Queen's Award for Enterprise**  
 Outstanding achievement in  
 export for international trade.

To find out more about our latest  
 collections, please contact  
 us using the details below, or  
 arrange an appointment to visit  
 one of our showrooms:

**Stoke Showroom**  
 No.1 Marlborough Way,  
 Tunstall, Stoke-on-Trent,  
 ST6 5NZ, England

**London Showroom**  
 Business Design Centre,  
 Suite 102, 52 Upper Street,  
 Islington, London, N1 0QH

**Madrid Showroom**  
 Calle Princesa No 2, 7a  
 Planta, Puertas 4 y 5,  
 Madrid 28008  
 España  
 Tel. 910 004 929

**Berlin Showroom**  
 Churchill Showroom Berlin  
 Rankestr. 8  
 10789 Berlin

+44 (0)1782 577566 | info@churchill1795.com | churchill1795.com

f churchill1795 | @churchill1795 | @churchill\_1795

# PERFORMANCE DELIVERED

## 8 REASONS WHY A CHURCHILL PLATE IS MORE THAN JUST A PLATE



WE BLEND CENTURIES OF EXPERIENCE WITH CUTTING EDGE TECHNOLOGY AND DESIGN INNOVATION TO PRODUCE ONE OF THE STRONGEST CERAMIC BODIES IN THE WORLD\*.

Manufactured in the UK, Churchill's tableware is precisely engineered to perform to the demands of the hospitality environment. Every step in the process is practised and refined. From the sourcing of raw materials and unique formulation of the clay body, to

shape engineering and numerous quality checks ensuring that Churchill products work as hard as you do. Top industry chefs choose Churchill over other brands due to the performance, expertise and design of our ceramics adding value to their hospitality operations.

\* Based on MOR



### 01 PERFORMANCE MATERIALS

### 02 ENGINEERED SHAPE & FORM

### 03 VITRIFICATION & FIRING

### 04 GLAZING

### 05 QUALITY & CONFORMANCE

### 06 DESIGN INNOVATION

### 07 SERVICE & STOCK

### 08 HISTORY & HERITAGE



#### PERFORMANCE MATERIALS

Our unique clay recipe is essential in creating a strong and durable product for the hospitality industry. Our raw materials are selected to deliver the optimum balance of strength and whiteness.



#### ENGINEERED SHAPE & FORM

Every piece of Churchill's ceramic is designed with performance in mind. Through expert shape engineering, we reinforce strength and durability while continual investment in technology guarantees functionality and consistent quality.



#### VITRIFICATION & FIRING

100% of Churchill's ceramics are vitrified which is essential to the hospitality industry. Through the process of vitrification, the particle structure of our ceramic body becomes strong, dense and watertight.



#### GLAZING

Our glaze is hard wearing and designed specifically for the hospitality environment. The durability is a combination of the glaze recipe, the firing temperature and substrate. Our Eco Glaze is specially formulated to be re-usable, minimising our impact on the environment.



#### QUALITY & CONFORMANCE

Churchill ceramics are continuously tested and quality checked, from the stage of raw materials, throughout the manufacturing process to the final fired piece.



#### DESIGN INNOVATION

Churchill are experts in ceramic design and at the forefront of innovation. Our entire product portfolio is designed in the UK by our experienced and talented design team. We work with chefs from around the world ensuring we understand the needs of our customers.



#### SERVICE & STOCK

At Churchill we are dedicated to reliability, ensuring our product is in stock and delivered on time. We pride ourselves on our stock levels and ability to deliver on time, all around the world.



#### HISTORY & HERITAGE

Established in 1795, Churchill have been manufacturing ceramics in Stoke on Trent, England for 225 years.



ALCHEMY®  
Performance Fine China

NEW ADDITIONS

# Abstract

Contemporary Elegance

Designed for contemporary dining settings, Alchemy Abstract features a fresh geometrical embossment on white vitrified fine china. Alchemy Abstract is a high performing and functional collection, the added alumina in the fine china body enhances both strength and whiteness. Modern and minimal, the versatile Abstract design complements other ranges within the Alchemy portfolio, including the simplistic and comprehensive White collection.

Introducing contemporary trays into the Alchemy Abstract collection for Spring 2023. Available across two sizes, each with two depth options and featuring the fresh, geometrical embossment. Also new this season are striking Abstract Feature Pieces, the perfect statement items for premium food presentation.





# Alchemy Abstract

## NEW ADDITIONS

NEW SHAPE



Coupe Plate  
**AP RDAF581**  
27.2cm 10 3/4"  
CTN QTY 6

NEW SHAPE



Coupe Plate  
**AP RDAF91**  
23.5cm 9 1/4"  
CTN QTY 6

NEW SHAPE



Coupe Bowl  
**AP RDAF101**  
27.1cm 10 3/4"  
118cl 40oz  
CTN QTY 6

NEW SHAPE



Coupe Bowl  
**AP RDAF81**  
21cm 8 1/4"  
59cl 20oz  
CTN QTY 6

NEW SHAPE




Shallow  
Oblong Tray  
**AP RD30ST1**  
30 x 14.5cm  
11 3/4 x 5 3/4"  
CTN QTY 6

White  
Code: APRD

8

New Items

NEW SHAPE



Shallow  
Oblong Tray  
**AP RD26ST1**  
26.5 x 13cm  
10 1/2 x 5 1/4"  
CTN QTY 6

NEW SHAPE



Deep  
Oblong Tray  
**AP RDT301**  
30 x 14.5cm  
11 3/4 x 5 3/4"  
H: 2.5cm  
CTN QTY 6

NEW SHAPE



Deep  
Oblong Tray  
**AP RDT261**  
26.3 x 13cm  
10 3/8 x 5 1/4"  
H: 2.5cm  
CTN QTY 6



**STUDIO**<sup>®</sup>  
**PRINTS**

NEW COLLECTION

# Fusion

Radial and Expressive Texture

Studio Prints Fusion showcases a textured border effect, inspired by the fusion of multi-tonal reactive glazes. Radial and expressive, this design blends colour and texture with a contemporary white centre, ideal for framing premium food presentation. Decorated under-glaze, Studio Prints Fusion is designed to suit all manner of hospitality environments.

Introducing two colour combinations within the Fusion collection, Agate Grey and Aquamarine, perfect for mixing with other Studio Prints designs such as Raku and Stone to create a modern and stylish tabletop.





## Fusion



Coupe Plate  
 FSGYEV111  
 28.8cm 11 1/4"  
 CTN QTY 12



Coupe Plate  
 FSGYEV101  
 26cm 10 1/4"  
 CTN QTY 12



Coupe Plate  
 FSGYEV81  
 21.7cm 8 1/2"  
 CTN QTY 12



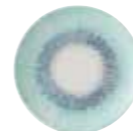
Coupe Bowl  
 FSGYEV891  
 24.8cm 9 3/4"  
 113.6cl 40oz  
 CTN QTY 12




Coupe Bowl  
 FSGYEV871  
 18.2cm 7 1/4"  
 42.6cl 15oz  
 CTN QTY 12



Coupe Plate  
 FSBLEV111  
 28.8cm 11 1/4"  
 CTN QTY 12



Coupe Plate  
 FSBLEV101  
 26cm 10 1/4"  
 CTN QTY 12



Coupe Plate  
 FSBLEVP81  
 21.7cm 8 1/2"  
 CTN QTY 12



Coupe Bowl  
 FSBLEV891  
 24.8cm 9 3/4"  
 113.6cl 40oz  
 CTN QTY 12



Coupe Bowl  
 FSBLEV871  
 18.2cm 7 1/4"  
 42.6cl 15oz  
 CTN QTY 12

### NEW COLLECTION

Agate Grey  
 Code: FSGY

Aquamarine  
 Code: FSBL

10  
 New Items

unique  
 Each piece is unique

STUDIO®  
PRINTS

NEW ADDITIONS

# Homespun Accents

Homespun Style

The Homespun collection offers a blend of contemporary sophistication and nostalgia, featuring a concentric pattern that emulates hand-thrown pottery. Homespun Accents, a modern and minimal derivative of the original design, balancing the use of colour and texture alongside simplistic white space.

Introducing stylish shape additions to the popular Homespun Accents collection, including triangle plates and bowls alongside innovative walled plates, each available in Jasper Grey and Aquamarine.







## Homespun Accents

**NEW ADDITIONS**

- |   |   |  |   |   |
|---|---|--|---|---|
|  <p><b>Chefs' Walled Plate</b><br/><b>HAAMWP261</b><br/>26cm 10 1/4"<br/>H: 2cm<br/>CTN QTY 6</p>  |  <p><b>Chefs' Walled Plate</b><br/><b>HAAMWP211</b><br/>21cm 8 1/4"<br/>H: 2cm<br/>CTN QTY 6</p>   |  <p><b>Triangle Plate</b><br/><b>HAAMTR101</b><br/>26.5cm 10 1/2"<br/>CTN QTY 12</p>                |  <p><b>Triangle Plate</b><br/><b>HAAMTR91</b><br/>22.9cm 9"<br/>CTN QTY 12</p>                     |  <p><b>Triangle Plate</b><br/><b>HAAMTR71</b><br/>19.2cm 7 1/2"<br/>CTN QTY 12</p>     |
|  <p><b>Triangle Bowl</b><br/><b>HAAMTRB91</b><br/>23.5cm 9 1/4"<br/>60cl 21oz<br/>CTN QTY 12</p> |  <p><b>Triangle Bowl</b><br/><b>HAAMTRB71</b><br/>18.5cm 7 1/4"<br/>37cl 13oz<br/>CTN QTY 12</p> |  <p><b>Chefs' Walled Plate</b><br/><b>HAJGWP261</b><br/>26cm 10 1/4"<br/>H: 2cm<br/>CTN QTY 6</p> |  <p><b>Chefs' Walled Plate</b><br/><b>HAJGWP211</b><br/>21cm 8 1/4"<br/>H: 2cm<br/>CTN QTY 6</p> |  <p><b>Triangle Plate</b><br/><b>HAJGTR101</b><br/>26.5cm 10 1/2"<br/>CTN QTY 12</p> |
|  <p><b>Triangle Plate</b><br/><b>HAJGTR91</b><br/>22.9cm 9"<br/>CTN QTY 12</p>                   |  <p><b>Triangle Plate</b><br/><b>HAJGTR71</b><br/>19.2cm 7 1/4"<br/>CTN QTY 12</p>               |  <p><b>Triangle Bowl</b><br/><b>HAJGTRB91</b><br/>23.5cm 9 1/4"<br/>60cl 21oz<br/>CTN QTY 12</p>  |  <p><b>Triangle Bowl</b><br/><b>HAJGTRB71</b><br/>18.5cm 7 1/4"<br/>37cl 13oz<br/>CTN QTY 12</p> |   |

**Aquamarine**  
Code: HAAM

**Jasper Grey**  
Code: HAJG

**14**  
New Items

*unique*  
Each piece is unique

To view the full Studio Prints Homespun collection visit [churchill1795.com](http://churchill1795.com)  
 Covered by Churchill 5 Year Edge Chip Warranty

STUDIO®  
PRINTS

NEW COLLECTION

# Homespun Chroma

Intensity of Colour

Homespun Chroma, derived from the original Homespun design, features the classic concentric pattern and look of hand-thrown pottery. Inspired by the deep, intense colourways created through layering glaze effects, Homespun Chroma has been designed to create a bold and striking canvas to complement all styles of cuisine.

Introducing the first colourway within Homespun Chroma, Marine, a combination of bold blues and refined greens pooling together to form a jewel-toned hue. Available on core rounds and feature piece triangles and oblongs.






## Homespun Chroma

**NEW COLLECTION**



Coupe Plate  
**HCBLEV111**  
 28.8cm 11 1/4"  
 CTN QTY 12



Coupe Plate  
**HCBLEV101**  
 26cm 10 1/4"  
 CTN QTY 12




Coupe Plate  
**HCBLEVP81**  
 21.7cm 8 1/2"  
 CTN QTY 12




Coupe Plate  
**HCBLEVP61**  
 16.5cm 6 1/2"  
 CTN QTY 12




Coupe Bowl  
**HCBLEVB91**  
 24.8cm 9 1/4"  
 113.6cl 40oz  
 CTN QTY 12



Coupe Bowl  
**HCBLEVB71**  
 18.2cm 7 1/4"  
 42.6cl 15oz  
 CTN QTY 12



Triangle Plate  
**HCBLTR101**  
 26.5cm 10 1/2"  
 CTN QTY 12



Triangle Plate  
**HCBLTR91**  
 22.9cm 9"  
 CTN QTY 12



Triangle Plate  
**HCBLTR71**  
 19.2cm 7 1/2"  
 CTN QTY 12



Triangle Bowl  
**HCBLTRB91**  
 23.5cm 9 1/4"  
 60cl 21oz  
 CTN QTY 12



Triangle Bowl  
**HCBLTRB71**  
 18.5cm 7 1/4"  
 37cl 13oz  
 CTN QTY 12



Chefs' Oblong  
 Plate No.3  
**HCBLXO111**  
 29.8 x 15.3cm  
 11 1/2 x 6"  
 CTN QTY 12



Chefs' Oblong  
 Plate No.2  
**HCBLXO101**  
 26.9 x 12.7cm  
 10 1/2 x 5"  
 CTN QTY 12



Chefs' Oblong  
 Plate No. 1  
**HCBLXO71**  
 20 x 12.1cm  
 7 1/2" x 4 3/4"  
 CTN QTY 12

Marine  
 Code: HCBL

14

New Items

unique

Each piece is unique

STUDIO<sup>®</sup>  
PRINTS

NEW COLLECTION

# Kintsugi Accents

Interpreting Ceramic Arts

Studio Prints collections are a contemporary take on traditional studio pottery. The Kintsugi design is a modern interpretation of the Japanese art of repairing broken pottery. The intricate crackled design features a subtle, reactive texture that makes each piece unique. The design is decorated underglaze, creating a protective layer for added durability.

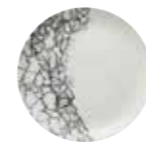
Introducing Kintsugi Accents, a contemporary take on the all over crackled design. Available in Quartz Black, a bold and striking tone that is perfect for mixing with other designs in the Churchill portfolio.



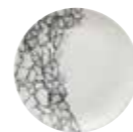


## Kintsugi Accents

**NEW COLLECTION**



Coupe Plate  
 • **KAQBEV111**  
 28.8cm 11 1/4"  
 CTN QTY 12



Coupe Plate  
 • **KAQBEV101**  
 26cm 10 1/4"  
 CTN QTY 12



Coupe Plate  
 • **KAQBEVP81**  
 21.7cm 8 1/2"  
 CTN QTY 12



Coupe Plate  
 • **KAQBEVP61**  
 16.5cm 6 1/2"  
 CTN QTY 12



Coupe Bowl  
 • **KAQBEVB91**  
 24.8cm 9 3/4"  
 113.6cl 40oz  
 CTN QTY 12



Coupe Bowl  
 • **KAQBEVB71**  
 18.2cm 7 1/4"  
 42.6cl 15oz  
 CTN QTY 12



Chefs' Oblong  
 Plate No.4  
**KAQBXO141**  
 35.5 x 18.9cm  
 13 3/4 x 7 3/8"  
 CTN QTY 6



Chefs' Oblong  
 Plate No.3  
**KAQBXO111**  
 29.8 x 15.3cm  
 11 3/4 x 6"  
 CTN QTY 12

**Quartz Black**  
 Code: KAQB

8  
 New Items

*unique*  
 Each piece is unique

To view the full Studio Prints Kintsugi collection visit [churchill1795.com](http://churchill1795.com)  
 • Covered by Churchill 5 Year Edge Chip Warranty

**STUDIO<sup>®</sup>**  
**PRINTS**

NEW COLLECTION

# Raku Nourish

Reactive Texture Through Print

Studio Prints collections are a contemporary take on traditional studio pottery. Raku, a range in the Studio Prints collection, is inspired by the traditional glazing process known as Raku firing, which creates expressive and exciting results. Emulating an artisan glaze finish, Studio Prints Raku has all the durability and technical reassurance required for the hospitality environment.

This season introduces Raku Nourish, showcasing the reactive glaze effect on stylish contour shapes. Available in Topaz Blue, Raku Nourish items are the perfect accessories for all styles of modern tabletops.





## Raku Nourish



Snack Bowl  
**RKTBB141**  
40cl 14oz  
H: 6.5cm  
Dia: 13cm 5¼"  
CTN QTY 12



Chip Mug  
**RKTBBSCM1**  
29cl 11oz  
H: 8cm  
Dia: 10cm 3¼"  
CTN QTY 12



Deep Bowl  
**RKTBBSD1**  
24cl 8.4oz  
H: 6cm  
Dia: 10.2cm 4"  
CTN QTY 12



Dip Pot  
**RKTBBSD41**  
11cl 4oz  
H: 5cm  
Dia: 8.5cm 3¼"  
CTN QTY 12



Dip Pot  
**RKTBBSD21**  
6cl 2oz  
H: 4cm  
Dia: 7cm 2¾"  
CTN QTY 12

### NEW COLLECTION

Topaz Blue  
Code: RKTB

5

New Items

unique

Each piece is unique

To view the full Studio Prints Raku collection visit [churchill1795.com](http://churchill1795.com)  
 Covered by Churchill 5 Year Edge Chip Warranty

**STUDIO**<sup>®</sup>  
**PRINTS**

**CHURCHILL**<sup>®</sup>  
super vitrified

# Stonecast®

## NEW COLOUR & ADDITIONS

### Inspired by the Seasons

Stonecast is an exciting collection of rustic and hand decorated products inspired by the changing seasons and fresh ingredients. Hand decorated and then finished with a fine speckle and rustic edge in a rich golden brown, Stonecast is designed in different styles to suit all manner of hospitality environments.

New for Spring 2023 is Stonecast Sage Green, a muted earthy tone perfect for presenting healthy ingredients and plant based dishes. As well as new beverage colourways within the Stonecast collection including cappuccino cups, beverage pots and complementary items.

Chefs' walled oblong shapes are also new in Stonecast for Spring 2023, featured in neutral tones Barley White and Peppercorn Grey, dusky Blueberry and pastel Petal Pink.







## Stonecast

**NEW COLOUR**

**Sage Green**  
Code: SSAS

15

New Items



Hand Decorated



Each piece is unique



Coupe Plate  
**SSASEV111**  
28.8cm 11 1/4"  
CTN QTY 12



Coupe Plate  
**SSASEV101**  
26cm 10 1/4"  
CTN QTY 12



Coupe Plate  
**SSASEVP81**  
21.7cm 8 1/2"  
CTN QTY 12



Coupe Plate  
**SSASEVP61**  
16.5cm 6 1/2"  
CTN QTY 12



Coupe Bowl  
**SSASEVB91**  
24.8cm 9 3/4"  
113.6cl 40oz  
CTN QTY 12



Coupe Bowl  
**SSASEVB71**  
18.2cm 7 1/4"  
42.6cl 15oz  
CTN QTY 12



Chefs' Walled Plate  
**SSASWP261**  
26cm 10 1/4"  
H: 2cm  
CTN QTY 6



Chefs' Walled Plate  
**SSASWP211**  
21cm 8 1/4"  
H: 2cm  
CTN QTY 6



Triangle Plate  
**SSASTR101**  
26.5cm 10 1/2"  
CTN QTY 12



Triangle Plate  
**SSASTR9 1**  
22.9cm 9"  
CTN QTY 12



Triangle Bowl  
**SSASTRB91**  
23.5cm 9 1/4"  
60cl 21oz  
CTN QTY 12



Triangle Bowl  
**SSASTRB71**  
18.5cm 7 1/4"  
37cl 13oz  
CTN QTY 12



Triangle Bowl  
**SSASTRB61**  
15.3cm 6"  
26cl 9oz  
CTN QTY 12



Chefs' Oblong Plate No.4  
**SSASXO141**  
35.5 x 18.9cm  
13 3/4 x 7 3/4"  
CTN QTY 6



Chefs' Oblong Plate No.3  
**SSASXO111**  
29.8 x 15.3cm  
11 3/4 x 6"  
CTN QTY 12

To view the full Stonecast collection visit [churchill1795.com](http://churchill1795.com)  
Covered by Churchill 5 Year Edge Chip Warranty

Stonecast®

CHURCHILL®  
super vitrified



## Stonecast Walled Oblong Plates

### NEW ADDITIONS

-  **Barley White**  
Code: SWHS
-  **Peppercorn Grey**  
Code: SPGS
-  **Blueberry**  
Code: SBBS
-  **Petal Pink**  
Code: SPPS

8

New Items



Hand Decorated



Each piece is unique

NEW SHAPE



Chefs' Walled Oblong Plate  
**SWHSWO341**  
35 x 18.5cm  
13 3/4" x 7 1/4"  
H: 2cm  
CTN QTY 6

NEW SHAPE



Chefs' Walled Oblong Plate  
**SWHSWO291**  
30 x 15.4cm  
11 1/2" x 6"  
H: 2cm  
CTN QTY 12

NEW SHAPE



Chefs' Walled Oblong Plate  
**SPGSWO341**  
35 x 18.5cm  
13 3/4" x 7 1/4"  
H: 2cm  
CTN QTY 6

NEW SHAPE



Chefs' Walled Oblong Plate  
**SPGSWO291**  
30 x 15.4cm  
11 1/2" x 6"  
H: 2cm  
CTN QTY 12

NEW SHAPE



Chefs' Walled Oblong Plate  
**SBBSWO341**  
35 x 18.5cm  
13 3/4" x 7 1/4"  
H: 2cm  
CTN QTY 6

NEW SHAPE



Chefs' Walled Oblong Plate  
**SBBSWO291**  
30 x 15.4cm  
11 1/2" x 6"  
H: 2cm  
CTN QTY 12

NEW SHAPE



Chefs' Walled Oblong Plate  
**SPPSWO341**  
35 x 18.5cm  
13 3/4" x 7 1/4"  
H: 2cm  
CTN QTY 6

NEW SHAPE































Chefs' Walled Oblong Plate  
**SPPSWO291**  
30 x 15.4cm  
11 1/2" x 6"  
H: 2cm  
CTN QTY 12








## Stonecast Beverage

 <p>Cappuccino Cup  <b>SPPSCB281</b>                  34cl 12oz                  H: 6.5cm                  Dia: 11cm                  CTN QTY 12</p>	 <p>Cappuccino Cup  <b>SPPSCB201</b>                  22.7cl 8oz                  H: 5.5cm                  Dia: 9.5cm                  CTN QTY 12</p>	 <p>Saucer  <b>SPPSCSS 1</b>                  15.6cm 6 1/2"                  CTN QTY 12                  (Fits, SPPSCB281 &amp; SPPSCB201)</p>	 <p>Espresso Cup  <b>SPPSCEB91</b>                  10cl 3.5oz                  H: 5.5cm                  Dia: 6.5cm                  CTN QTY 12</p>	 <p>Espresso Saucer  <b>SPPSESS 1</b>                  11.8cm 4 1/2"                  CTN QTY 12                  (Fits SPPSCEB91)</p>	 <p>Mug  <b>SPPSVM121</b>                  34cl 12oz                  H: 11cm                  Dia: 8cm                  CTN QTY 12</p>				
 <p>Beverage Pot  <b>SPPSSB151</b>                  42.6cl 15oz                  H: 10.5cm                  CTN QTY 4</p>	 <p>Jug  <b>SPPSSJ4 1</b>                  11.4cl 4oz                  H: 7cm                  CTN QTY 4</p>	 <p>Sugar Bowl  <b>SPPSSGR1</b>                  22.7cl 8oz                  H: 6.2cm                  Dia: 9.8cm                  CTN QTY 12</p>	 <p>Cappuccino Cup  <b>SBBSCB281</b>                  34cl 12oz                  H: 6.5cm                  Dia: 11cm                  CTN QTY 12</p>	 <p>Cappuccino Cup  <b>SBBSCB201</b>                  22.7cl 8oz                  H: 5.5cm                  Dia: 9.5cm                  CTN QTY 12</p>	 <p>Saucer  <b>SBBSCSS 1</b>                  15.6cm 6 1/2"                  CTN QTY 12                  (Fits, SBBSCB281 &amp; SBBSCB201)</p>				
 <p>Replacement Lid  <b>SPPSRL151</b>                  CTN QTY 6</p>	 <p>Espresso Cup  <b>SBBSCB91</b>                  10cl 3.5oz                  H: 5.5cm                  Dia: 6.5cm                  CTN QTY 12</p>	 <p>Espresso Saucer  <b>SBBSESS 1</b>                  11.8cm 4 1/2"                  CTN QTY 12                  (Fits SBBSCB91)</p>	 <p>Mug  <b>SBBSSVM121</b>                  34cl 12oz                  H: 11cm                  Dia: 8cm                  CTN QTY 12</p>	 <p>Beverage Pot  <b>SBBSSB151</b>                  42.6cl 15oz                  H: 10.5cm                  CTN QTY 4</p>	 <p>Jug  <b>SBBSSJ4 1</b>                  11.4cl 4oz                  H: 7cm                  CTN QTY 4</p>	 <p>Sugar Bowl  <b>SBBSSGR1</b>                  22.7cl 8oz                  H: 6.2cm                  Dia: 9.8cm                  CTN QTY 12</p>	 <p>Cappuccino Cup  <b>SMSSCB281</b>                  34cl 12oz                  H: 6.5cm                  Dia: 11cm                  CTN QTY 12</p>	 <p>Cappuccino Cup  <b>SMSSCB201</b>                  22.7cl 8oz                  H: 5.5cm                  Dia: 9.5cm                  CTN QTY 12</p>	 <p>Saucer  <b>SMSSCSS 1</b>                  15.6cm 6 1/2"                  CTN QTY 12                  (Fits, SMSSCB281 &amp; SMSSCB201)</p>
 <p>Espresso Cup  <b>SMSSCEB91</b>                  10cl 3.5oz                  H: 5.5cm                  Dia: 6.5cm                  CTN QTY 12</p>	 <p>Espresso Saucer  <b>SMSSSESS 1</b>                  11.8cm 4 1/2"                  CTN QTY 12                  (Fits SMSSCEB91)</p>	 <p>Mug  <b>SMSSVM121</b>                  34cl 12oz                  H: 11cm                  Dia: 8cm                  CTN QTY 12</p>	 <p>Beverage Pot  <b>SMSSSB151</b>                  42.6cl 15oz                  H: 10.5cm                  CTN QTY 4</p>	 <p>Jug  <b>SMSSJ4 1</b>                  11.4cl 4oz                  H: 7cm                  CTN QTY 4</p>	 <p>Sugar Bowl  <b>SMSSSGR1</b>                  22.7cl 8oz                  H: 6.2cm                  Dia: 9.8cm                  CTN QTY 12</p>				

### NEW ADDITIONS

-  **Petal Pink**  
Code: SPPS
-  **Blueberry**  
Code: SBBS
-  **Mustard Seed**  
Code: SMSS

**30**  
New Items

*unique*  
Each piece is unique

To view the full Stonecast collection visit [churchill1795.com](http://churchill1795.com)  
 Covered by Churchill 5 Year Edge Chip Warranty

Stonecast®

CHURCHILL®  
super vitrified

Stonecast®

NEW COLOUR

# Patina

Inspired by Surface Texture

Stonecast Patina is inspired by tones and surface texture created naturally over time, shaped on organic materials such as metal, stone, leather and wood. The earthy, reactive tones are hand decorated in the UK, making each piece unique and individual.

Introducing Deep Purple, the eighth colour in the Stonecast Patina collection. Intense Deep Purple creates a striking base for food presentation, whilst also mixing perfectly with the existing Patina colourways.





## Stonecast Patina

**NEW COLOUR**

**Deep Purple**  
Code: PADP

15  
New Items

*unique*  
Each piece is unique



Coupe Plate  
**PADPEV111**  
28.8cm 11 1/4"  
CTN QTY 12



Coupe Plate  
**PADPEV101**  
26cm 10 1/4"  
CTN QTY 12



Coupe Plate  
**PADPEVP81**  
21.7cm 8 1/2"  
CTN QTY 12



Coupe Plate  
**PADPEVP61**  
16.5cm 6 1/2"  
CTN QTY 12



Coupe Bowl  
**PADPEVB91**  
24.8cm 9 3/4"  
113.6cl 40oz  
CTN QTY 12



Coupe Bowl  
**PADPEVB71**  
18.2cm 7 1/4"  
42.6cl 15oz  
CTN QTY 12




Chefs' Walled Plate  
**PADPWP261**  
26cm 10 1/4"  
H: 2cm  
CTN QTY 6



Chefs' Walled Plate  
**PADPWP211**  
21cm 8 1/4"  
H: 2cm  
CTN QTY 6



Triangle Plate  
**PADPTR101**  
26.5cm 10 1/2"  
CTN QTY 12



Triangle Plate  
**PADPTR91**  
22.9cm 9"  
CTN QTY 12



Triangle Bowl  
**PADPTRB91**  
23.5cm 9 1/4"  
60cl 21oz  
CTN QTY 12



Triangle Bowl  
**PADPTRB71**  
18.5cm 7 1/4"  
37cl 13oz  
CTN QTY 12



Triangle Bowl  
**PADPTRB61**  
15.3cm 6"  
26cl 9oz  
CTN QTY 12



Chefs' Oblong Plate No.4  
**PADPXO141**  
35.5 x 18.9cm  
13 1/4 x 7 3/4"  
CTN QTY 6



Chefs' Oblong Plate No.3  
**PADPXO111**  
29.8 x 15.3cm  
11 3/4 x 6"  
CTN QTY 12

To view the full Stonecast Patina collection visit [churchill1795.com](http://churchill1795.com)  
Covered by Churchill 5 Year Edge Chip Warranty

Stonecast®

CHURCHILL®  
super vitrified

Stonecast®

NEW COLOUR

# Accents

Subtle Colour Balance

A subtle alternative to all over colour, Stonecast Accents incorporates white space into the iconic spin-wash design. The Accents design brings a contemporary feel to the collection, while maintaining the rustic character of Stonecast. Hand finished in the signature edge band, Accents stands alone or looks great mixed with other Stonecast designs.

Introducing Stonecast Accents Petal Pink, a soft pastel shade, perfect for mixing with existing colours, Blueberry and Duck Egg.





## Stonecast Accents

**NEW COLOUR**



Coupe Plate  
 ◊ ASPPEV111  
 28.8cm 11 1/4"  
 CTN QTY 12



Coupe Plate  
 ◊ ASPPEV101  
 26cm 10 1/4"  
 CTN QTY 12



Coupe Plate  
 ◊ ASPPEVP81  
 21.7cm 8 5/8"  
 CTN QTY 12



Coupe Bowl  
 ◊ ASPPEVB91  
 24.8cm 9 3/4"  
 113.6cl 40oz  
 CTN QTY 12



Coupe Bowl  
 ◊ ASPPEVB71  
 18.2cm 7 1/4"  
 42.6cl 15oz  
 CTN QTY 12



Chefs' Oblong  
 Plate No.4  
 ASPPXO141  
 35.5 x 18.9cm  
 13 7/8 x 7 5/8"  
 CTN QTY 6



Chefs' Oblong  
 Plate No.3  
 ASPPXO111  
 29.8 x 15.3cm  
 11 7/8 x 6"  
 CTN QTY 12

**Petal Pink**  
 Code: ASPP

**7**  
 New Items

**Hand Decorated**   **unique**  
 Each piece is unique

To view the full Stonecast Accents collection visit [churchill1795.com](http://churchill1795.com)  
 ✦ Covered by Churchill 5 Year Edge Chip Warranty

Stonecast®

**CHURCHILL®**  
 super vitrified

# Stonecast<sup>®</sup>

NEW COLOUR

## Raw

Stripped Back Rusticity

Stonecast Raw, a rustic and earthy collection inspired by natural materials and stripped back interior design. Finished in the semi-matte Vellum glaze, Raw features a hand-applied rustic edge band and durable, semi-matte glaze that is engineered to withstand a busy hospitality environment.

New in Stonecast Raw is a warm Terracotta colour, available on core rounds and feature piece triangles.







## Raw



Coupe Plate  
**SRTEEVB111**  
 28.8cm 11 1/4"  
 CTN QTY 12



Coupe Plate  
**SRTEEVB101**  
 26cm 10 1/4"  
 CTN QTY 12



Coupe Plate  
**SRTEEVPB1**  
 21.7cm 8 1/2"  
 CTN QTY 12



Coupe Plate  
**SRTEEVP61**  
 16.5cm 6 1/2"  
 CTN QTY 12



Coupe Bowl  
**SRTEEVB91**  
 24.8cm 9 3/4"  
 113.6cl 40oz  
 CTN QTY 12



Coupe Bowl  
**SRTEEVB71**  
 18.2cm 7 1/4"  
 42.6cl 15oz  
 CTN QTY 12



Triangle Plate  
**SRTEIR101**  
 26.5cm 10 1/2"  
 CTN QTY 12



Triangle Plate  
**SRTEIR91**  
 22.9cm 9"  
 CTN QTY 12



Triangle Bowl  
**SRTEIRB91**  
 23.5cm 9 1/4"  
 60cl 21oz  
 CTN QTY 12

### NEW COLOUR

Terracotta  
 Code: SRTE

9

New Items

unique

Each piece is unique

To view the full Stonecast Raw collection visit [churchill1795.com](http://churchill1795.com)

Covered by Churchill 5 Year Edge Chip Warranty

**VELLUM**<sup>®</sup>  
 SEMI MATTE GLAZE

Stonecast<sup>®</sup>

**CHURCHILL**<sup>®</sup>  
 super vitrified

# VINTAGE PRINTS

NEW ADDITIONS

## Med Tiles

Eclectic Mediterranean Pattern

The Med Tiles design is an impression of the antique Moorish tiles found in the Mediterranean cities of Spain, Portugal and North Africa. Inspired by the vast heritage behind these patterns, the design features a worn and aged look and is printed in a reactive colour meaning that every piece is unique. Ideal for sharing plates and signature dishes, Med Tiles mixes and matches with other Churchill ranges to create an eclectic look.

New for Spring 2023 are core plates, feature piece triangles and accessory pieces, printed in the fresh, reactive Aquamarine colourway for an eclectic tabletop look.





## Med Tiles



Coupe Plate  
**MTAGEV111**  
 28.8cm 11 1/4"  
 CTN QTY 12




Coupe Plate  
**MTAGEV101**  
 26cm 10 1/4"  
 CTN QTY 12



Coupe Plate  
**MTAGEVP81**  
 21.7cm 8 1/2"  
 CTN QTY 12



Coupe Plate  
**MTAGEVP61**  
 16.5cm 6 1/2"  
 CTN QTY 12



Coupe Bowl  
**MTAGEVB91**  
 24.8cm 9 3/4"  
 113.6cl 40oz  
 CTN QTY 12



Coupe Bowl  
**MTAGEVB71**  
 18.2cm 7 1/4"  
 42.6cl 15oz  
 CTN QTY 12



Round Dish  
**MTAQID7 1**  
 18.5 x 16.8cm  
 7 1/4 x 6 5/8"  
 35.8cl 12.6oz  
 CTN QTY 12



Round Dish  
**MTAQID6 1**  
 16 x 14.5cm  
 6 1/4 x 5 3/4"  
 24.7cl 8.7oz  
 CTN QTY 12



Triangle Plate  
**MAATTR101**  
 26.5cm 10 1/2"  
 CTN QTY 12



Triangle Plate  
**MAATTR9 1**  
 22.9cm 9"  
 CTN QTY 12



Triangle Plate  
**MAATTR7 1**  
 19.2cm 7 1/2"  
 CTN QTY 12



Triangle Bowl  
**MAATTRB91**  
 23.5cm 9 1/4"  
 60cl 21oz  
 CTN QTY 12



Triangle Bowl  
**MAATTRB71**  
 18.5cm 7 1/4"  
 37cl 13oz  
 CTN QTY 12

### NEW ADDITIONS

**Aquamarine**  
 Code: MTAQ

**Aquamarine Accents**  
 Code: MAAT

13

New Items

unique

Each piece is unique

To view the full Vintage Prints Med Tiles collection visit [churchill1795.com](http://churchill1795.com)

✦ Covered by Churchill 5 Year Edge Chip Warranty

**VINTAGE**  
 PRINTS

**CHURCHILL**<sup>®</sup>  
 super vitrified

# Isla

## NEW ADDITIONS

### Inspired by the Shoreline

The contemporary and intricate Isla design is inspired by shapes and textures found along the seashore. Featured on a comprehensive range of tableware shapes and beverage items, the modern yet graceful Isla embossment is inspired by the shoreline.

Walled plate additions are now available in Isla, featuring the intricate embossment and stackable walled edge. Also introducing Isla Glass Clear, available across six multifunctional shapes, perfect for mixing with the existing Isla collection for a contemporary and premium tabletop.





## Isla

NEW SHAPE



**Chefs' Walled Plate**  
**WHISIP261**  
26cm 10 1/4"  
H: 2cm  
CTN QTY 6

NEW SHAPE



**Chefs' Walled Plate**  
**WHISIP211**  
21cm 8 1/4"  
H: 2cm  
CTN QTY 6

### NEW ADDITIONS

- **White**  
Code: WHIS
- **Clear**  
Code: GLCL

8  
New Items

## Isla Glass



**Organic Glass Plate**  
**GLCLOP291**  
29.5cm 11 1/2"  
CTN QTY 6



**Organic Glass Plate**  
**GLCLTP11**  
22.5cm 8 7/8"  
CTN QTY 6



**Organic Glass Bowl**  
**GLCLOB241**  
24.5cm 9 5/8"  
110cl 37oz  
CTN QTY 6



**Organic Glass Bowl**  
**GLCLTB21**  
21cm 8 1/4"  
60cl 21oz  
CTN QTY 6



**Organic Glass Bowl**  
**GLCLTB11**  
17cm 6 1/2"  
26.5cl 9.3oz  
CTN QTY 6



**Organic Oval Glass Platter**  
**GLCLTO11**  
30 x 16.2cm  
11 1/2 x 6 3/8"  
CTN QTY 6

# Bamboo

## NEW ADDITIONS

### Inspired by Nature

Taking inspiration from nature, Bamboo has a sculptural grace which balances design with performance. The raised embossed design is influenced by the natural flowing form of bamboo. Available in a comprehensive collection of items, perfect for all manner of hospitality settings, including large scale catering.

Introducing Bamboo walled plate shapes, available across two sizes, 26cm & 21cm and featuring the contemporary Bamboo embossment.





## Bamboo

NEW SHAPE



Chefs' Walled Plate  
**WHBALW261**  
 26cm 10¼"  
 H: 2cm  
 CTN QTY 6

NEW SHAPE



Chefs' Walled Plate  
**WHBALW211**  
 21cm 8¼"  
 H: 2cm  
 CTN QTY 6

### NEW ADDITIONS

White  
 Code: WHBA

2  
 New Items

To view the full Bamboo collection visit [churchill1795.com](http://churchill1795.com)

# Chefs' Plates

## NEW ADDITIONS

### Innovation in Shape Design

Amongst the coloured tabletop revolution, there is still a place for fresh, contemporary whiteware. A collection of innovative tableware shapes, Chefs' Plates add value to simplistic white tabletops.

Introducing Chefs' walled oblongs for Spring 23, featuring a modern walled edge and a concentric embossment that is reminiscent of hand-thrown pottery. Available in two versatile sizes, designed for elevated food presentation of starters, mains and sharing plates.







## Chefs' Plates

NEW SHAPE



Chefs' Walled  
Oblong Plate  
**WH WO341**  
35 x 18.5cm  
13 3/4" x 7 1/4"  
H: 2cm  
CTN QTY 6

NEW SHAPE



Chefs' Walled  
Oblong Plate  
**WH WO291**  
30 x 15.4cm  
11 1/2" x 6"  
H: 2cm  
CTN QTY 12

### NEW ADDITIONS

White  
Code: WH

2

New Shapes

# Tanner Vintage Cutlery

NEW COLLECTION

## Enhancing the Dining Experience

Stylish, premium cutlery adds value to the tabletop, enhancing the overall dining experience. Designed in the UK by our expert team, Churchill cutlery ranges have been carefully crafted to guarantee practicality and performance, whilst being at the forefront of design innovation within the industry. Fully stocked in our UK based warehouse, with all the benefits of the Churchill continuity and service promise.

Introducing a new Churchill cutlery design for Spring 2023, Tanner Vintage is a modern interpretation of the classic teardrop shape. Available in a stonewash matte finish and manufactured in high quality 18/10 stainless steel, Tanner Vintage is ideal for both casual and premium dining.





## Tanner Vintage




Table Fork  
**TAVTFAO1**  
20.7cm  
4mm  
CTN QTY 12



Table Knife  
**TAVTAKN1**  
23.6cm  
8mm  
CTN QTY 12



Steak Knife  
**TAVTSTKN1**  
23.6cm  
8mm  
CTN QTY 12



Table Spoon  
**TAVTASP1**  
20.6cm  
4mm  
CTN QTY 12



Dessert Fork  
**TAVTDEFO1**  
18.2cm  
3.5mm  
CTN QTY 12



Dessert Knife  
**TAVTDEKN1**  
21cm  
7.5mm  
CTN QTY 12



Dessert Spoon  
**TAVTDESP1**  
18.2cm  
3.5mm  
CTN QTY 12



Soup Spoon  
**TAVTSOSP1**  
17cm  
3.5mm  
CTN QTY 12



Teaspoon  
**TAVTITESP1**  
13.6cm  
2.5mm  
CTN QTY 12



Demitasse Spoon  
**TAVTDMSP1**  
11cm  
2.5mm  
CTN QTY 12



- ✓ Exclusive Churchill Design
- ✓ Superior Strength
- ✓ BS EN ISO 8442-2:1998
- ✓ Service Excellence
- ✓ Food Safe and Corrosion Resistant
- ✓ Product Continuity
- ✓ Dishwasher Safe

18/10  
Stainless Steel



**BRITISH STANDARD EUROPEAN APPROVED**  
VITRIFIED HOTELWARE

We test the vitrification of our products everyday, both in the kilns during firing and in our laboratory when the manufacturing process is complete.



**BRITISH STANDARD**  
MECHANICAL DISHWASHER RESISTANCE

We test dishwasher durability to British Hospitality Standard BS 12875. In service testing has demonstrated that under hospitality use, this is the equal to 5000 dishwasher cycles.



**FULLY GLAZED BASE**

Although glazing the feet of our ceramics adds complexity it increases functional benefits to the customer. Foot glazing requires 'pin firing'. This prevents scratching to tables and plates when stacked.



**STACKABLE**

The technology used to form our products ensures consistency in size and weight allowing pieces to be stacked back of house using less space and reducing breakages.



**SUPERIOR GLAZE FINISH**

Our glaze is hard wearing and designed specifically for the hospitality environment. Sprayed glaze creates a smoother and more consistent finish.



**DURABLE AND VITRIFIED**

Breakages in ceramics are generally related to porosity or how much water a piece can absorb. Water absorption weakens the chemical structure affecting its durability over time. Through the process of vitrification, the particle structure of our ceramic body becomes strong, dense and watertight.



**ECO GLAZE**

Our glazing system is carefully formulated to allow oversprayed glaze to be collected, go through a lengthy cleaning process and then be reused, minimising our impact on the environment.



**5 YEAR EDGE CHIP WARRANTY**

Covered by our 5 Year Edge Chip Warranty. ★ Denotes items covered by the warranty



**MICROWAVE SAFE**



**DISHWASHER SAFE**





# CHURCHILL®

[churchill1795.com](http://churchill1795.com)

f Churchill1795

@churchill1795

@Churchill\_1795

Tel: +44 (0) 1782 577 566

Fax: +44 (0) 1782 524 355

email: [info@churchill1795.com](mailto:info@churchill1795.com)

#### HEAD OFFICE

#### & STOKE SHOWROOM

No. 1 Marlborough Way  
Tunstall  
Stoke-on-Trent  
ST6 5NZ

#### LONDON SHOWROOM

Business Design Centre  
Suite 102  
52 Upper Street  
Islington  
London  
N1 0QH

#### BERLIN SHOWROOM

Rankestraße 8  
10789  
Berlin  
Germany

#### MADRID SHOWROOM

Calle Princesa No 2  
7ta Planta  
Puertas 4 y 5  
Madrid 28008  
España  
Tel: 910 004 929



In the printing of this brochure, every effort has been made to ensure perfect reproduction of product colours, but due to printing limitations, they may not be an exact match to the actual product.

HLITSPUU23